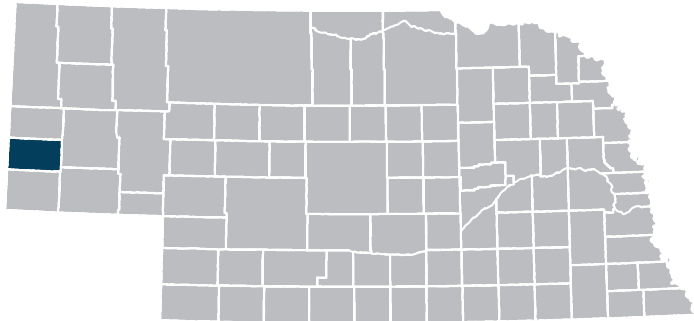


2023 COUNTY DATA FACT SHEET

COUNTY: **BANNER**



660

TOTAL
POPULATION¹

159

CHILD POPULATION
(19 & UNDER)¹



HEALTH

0%

CHILDREN UNINSURED²

29%

CHILDREN ENROLLED IN
PUBLIC HEALTH INSURANCE³



CHILD WELFARE

0

NON-COURT CHILD
WELFARE SYSTEM
INVOLVEMENT
(RATE/1000)⁴

0

CHILD WELFARE
SYSTEM
INVOLVEMENT
(RATE/1000)⁴

0

CHILDREN RECEIVING OUT-OF-
HOME SERVICES (RATE/1000)⁴



JUVENILE JUSTICE

0

CHILDREN ON PROBATION
(RATE/1000)⁵

N/A

FEES AND FINES PER
JUVENILE CASE (RATE/100)⁶



EDUCATION

0%

3- & 4-YEAR OLDS
ENROLLED IN
SCHOOL⁷

HIGH
SCHOOLERS
GRADUATING
IN 4-YEARS⁸

NSCAS 3RD
GRADE
READING
PROFICIENCY⁹

0

CAPACITY OF LICENSED CHILD CARE
FACILITY PER 100 CHILDREN UNDER 6
WITH ALL AVAILABLE PARENTS WORKING⁹



ECONOMIC STABILITY

33%

FOOD INSECURE CHILDREN
IN HOUSEHOLDS WITH
INCOMES BELOW 185
FEDERAL POVERTY LINE¹⁰

15%

CHILDREN IN LOW-
INCOME FAMILIES
(UNDER 200% OF FEDERAL
POVERTY LINE)¹¹

1%

CHILDREN IN
POVERTY¹²

14%

CHILD FOOD
INSECURITY RATE¹⁰

70%

FAMILIES WITH
CHILDREN WHO
OWN THEIR HOME¹³

0%

CHILDREN
OF COLOR IN
POVERTY¹⁴

1. U.S. Census Bureau, Annual County Resident Population Estimates by Selected Age Groups and Sex: April 1, 2020 to July 1, 2022.

2. U.S. Census Bureau, 2022 American Community Survey 5-year Estimates, Table B27001.

3. U.S. Census Bureau, 2022 American Community Survey 5-year Estimates, Table B27003.

4. Nebraska Department of Health and Human Services; U.S. Census Bureau, Annual County Resident Population Estimates by Selected Age Groups and Sex: April 1, 2020 to July 1, 2022.

5. Nebraska Administrative Office of the Courts and Probation.

6. Based on Data obtained from Nebraska Administrative Office of the Courts and Probation; Nebraska Judicial Branch Juvenile Justice System Statistical Annual Report (2019, 2020, 2021, 2022).

7. U.S. Census Bureau, 2022 American Community Survey 5-year Estimates, Table B14003.

8. Nebraska Department of Education.

9. Nebraska Department of Health and Human Services.

10. Feeding America, Map the Meal Gap 2021, Child Food Insecurity in Nebraska by County.

11. U.S. Census Bureau, 2022 American Community Survey 5-year Estimates, Table B17024.

12. U.S. Census Bureau, 2022 American Community Survey 5-year Estimates, Table B17010.

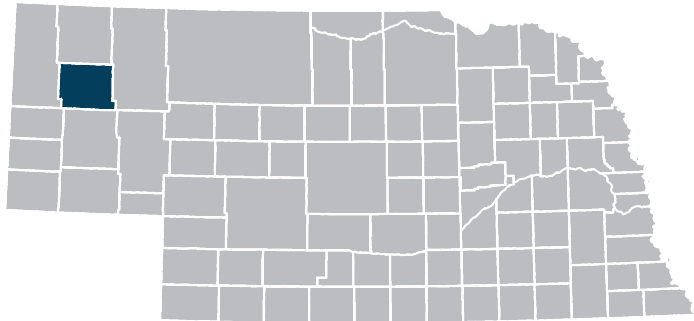
13. U.S. Census Bureau, 2022 American Community Survey 5-year Estimates, Table B25115.

14. U.S. Census Bureau, 2022 American Community Survey 5-year Estimates, Table B17001B-1.

2023 COUNTY DATA FACT SHEET



COUNTY: **BOX BUTTE**



10,672

TOTAL
POPULATION¹

2,922

CHILD POPULATION
(19 & UNDER)¹



HEALTH

7%

CHILDREN UNINSURED²

34%

CHILDREN ENROLLED IN
PUBLIC HEALTH INSURANCE³



CHILD WELFARE

5

NON-COURT CHILD
WELFARE SYSTEM
INVOLVEMENT
(RATE/1000)⁴

17

CHILD WELFARE
SYSTEM
INVOLVEMENT
(RATE/1000)⁴

0

CHILDREN RECEIVING OUT-OF-
HOME SERVICES (RATE/1000)⁴



JUVENILE JUSTICE

14

CHILDREN ON PROBATION
(RATE/1000)⁵

91

FEES AND FINES PER
JUVENILE CASE (RATE/100)⁶



EDUCATION

51%

3- & 4-YEAR OLDS
ENROLLED IN
SCHOOL⁷

87%

HIGH
SCHOOLERS
GRADUATING
IN 4-YEARS⁸

51%

NSCAS 3RD
GRADE
READING
PROFICIENCY⁹

47

CAPACITY OF LICENSED CHILD CARE
FACILITY PER 100 CHILDREN UNDER 6
WITH ALL AVAILABLE PARENTS WORKING⁹



ECONOMIC STABILITY

69%

FOOD INSECURE CHILDREN
IN HOUSEHOLDS WITH
INCOMES BELOW 185
FEDERAL POVERTY LINE¹⁰

34%

CHILDREN IN LOW-
INCOME FAMILIES
(UNDER 200% OF FEDERAL
POVERTY LINE)¹¹

8%

CHILDREN IN
POVERTY¹²

12%

CHILD FOOD
INSECURITY RATE¹⁰

63%

FAMILIES WITH
CHILDREN WHO
OWN THEIR HOME¹³

8%

CHILDREN
OF COLOR IN
POVERTY¹⁴

1. U.S. Census Bureau, Annual County Resident Population Estimates by Selected Age Groups and Sex: April 1, 2020 to July 1, 2022.

2. U.S. Census Bureau, 2022 American Community Survey 5-year Estimates, Table B27001.

3. U.S. Census Bureau, 2022 American Community Survey 5-year Estimates, Table B27003.

4. Nebraska Department of Health and Human Services; U.S. Census Bureau, Annual County Resident Population Estimates by Selected Age Groups and Sex: April 1, 2020 to July 1, 2022.

5. Nebraska Administrative Office of the Courts and Probation.

6. Based on Data obtained from Nebraska Administrative Office of the Courts and Probation; Nebraska Judicial Branch Juvenile Justice System Statistical Annual Report (2019, 2020, 2021, 2022).

7. U.S. Census Bureau, 2022 American Community Survey 5-year Estimates, Table B14003.

8. Nebraska Department of Education.

9. Nebraska Department of Health and Human Services.

10. Feeding America, Map the Meal Gap 2021, Child Food Insecurity in Nebraska by County.

11. U.S. Census Bureau, 2022 American Community Survey 5-year Estimates, Table B17024.

12. U.S. Census Bureau, 2022 American Community Survey 5-year Estimates, Table B17010.

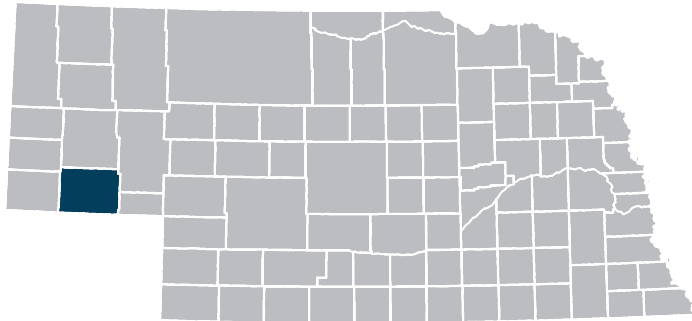
13. U.S. Census Bureau, 2022 American Community Survey 5-year Estimates, Table B25115.

14. U.S. Census Bureau, 2022 American Community Survey 5-year Estimates, Table B17001B-1.

2023 COUNTY DATA FACT SHEET



COUNTY: **CHEYENNE**



9,511

TOTAL
POPULATION¹

2,371

CHILD POPULATION
(19 & UNDER)¹



HEALTH

3%

CHILDREN UNINSURED²

41%

CHILDREN ENROLLED IN
PUBLIC HEALTH INSURANCE³



CHILD WELFARE

12

NON-COURT CHILD
WELFARE SYSTEM
INVOLVEMENT
(RATE/1000)⁴

31

CHILD WELFARE
SYSTEM
INVOLVEMENT
(RATE/1000)⁴

16

CHILDREN RECEIVING OUT-OF-
HOME SERVICES (RATE/1000)⁴



JUVENILE JUSTICE

5

CHILDREN ON PROBATION
(RATE/1000)⁵

25

FEES AND FINES PER
JUVENILE CASE (RATE/100)⁶



EDUCATION

35%

3- & 4-YEAR OLDS
ENROLLED IN
SCHOOL⁷

91%

HIGH
SCHOOLERS
GRADUATING
IN 4-YEARS⁸

50%

NSCAS 3RD
GRADE
READING
PROFICIENCY⁹

63

CAPACITY OF LICENSED CHILD CARE
FACILITY PER 100 CHILDREN UNDER 6
WITH ALL AVAILABLE PARENTS WORKING⁹



ECONOMIC STABILITY

74%

FOOD INSECURE CHILDREN
IN HOUSEHOLDS WITH
INCOMES BELOW 185
FEDERAL POVERTY LINE¹⁰

43%

CHILDREN IN LOW-
INCOME FAMILIES
(UNDER 200% OF FEDERAL
POVERTY LINE)¹¹

14%

CHILDREN IN
POVERTY¹²

14%

CHILD FOOD
INSECURITY RATE¹⁰

77%

FAMILIES WITH
CHILDREN WHO
OWN THEIR HOME¹³

9%

CHILDREN
OF COLOR IN
POVERTY¹⁴

1. U.S. Census Bureau, Annual County Resident Population Estimates by Selected Age Groups and Sex: April 1, 2020 to July 1, 2022.

2. U.S. Census Bureau, 2022 American Community Survey 5-year Estimates, Table B27001.

3. U.S. Census Bureau, 2022 American Community Survey 5-year Estimates, Table B27003.

4. Nebraska Department of Health and Human Services; U.S. Census Bureau, Annual County Resident Population Estimates by Selected Age Groups and Sex: April 1, 2020 to July 1, 2022.

5. Nebraska Administrative Office of the Courts and Probation.

6. Based on Data obtained from Nebraska Administrative Office of the Courts and Probation; Nebraska Judicial Branch Juvenile Justice System Statistical Annual Report (2019, 2020, 2021, 2022).

7. U.S. Census Bureau, 2022 American Community Survey 5-year Estimates, Table B14003.

8. Nebraska Department of Education.

9. Nebraska Department of Health and Human Services.

10. Feeding America, Map the Meal Gap 2021, Child Food Insecurity in Nebraska by County.

11. U.S. Census Bureau, 2022 American Community Survey 5-year Estimates, Table B17024.

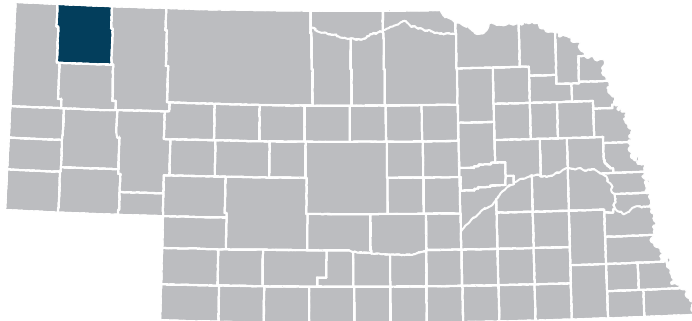
12. U.S. Census Bureau, 2022 American Community Survey 5-year Estimates, Table B17010.

13. U.S. Census Bureau, 2022 American Community Survey 5-year Estimates, Table B25115.

14. U.S. Census Bureau, 2022 American Community Survey 5-year Estimates, Table B17001B-1.

2023 COUNTY DATA FACT SHEET

COUNTY: **DAWES**



8,241

TOTAL
POPULATION¹

1,984

CHILD POPULATION
(19 & UNDER)¹



HEALTH

5%

CHILDREN UNINSURED²

30%

CHILDREN ENROLLED IN
PUBLIC HEALTH INSURANCE³



CHILD WELFARE

4

NON-COURT CHILD
WELFARE SYSTEM
INVOLVEMENT
(RATE/1000)⁴

16

CHILD WELFARE
SYSTEM
INVOLVEMENT
(RATE/1000)⁴

10

CHILDREN RECEIVING OUT-OF-
HOME SERVICES (RATE/1000)⁴



JUVENILE JUSTICE

17

CHILDREN ON PROBATION
(RATE/1000)⁵

93

FEES AND FINES PER
JUVENILE CASE (RATE/100)⁶



EDUCATION

44%

3- & 4-YEAR OLDS
ENROLLED IN
SCHOOL⁷

81%

HIGH
SCHOOLERS
GRADUATING
IN 4-YEARS⁸

52%

NSCAS 3RD
GRADE
READING
PROFICIENCY⁹

67

CAPACITY OF LICENSED CHILD CARE
FACILITY PER 100 CHILDREN UNDER 6
WITH ALL AVAILABLE PARENTS WORKING⁹



ECONOMIC STABILITY

74%

FOOD INSECURE CHILDREN
IN HOUSEHOLDS WITH
INCOMES BELOW 185
FEDERAL POVERTY LINE¹⁰

34%

CHILDREN IN LOW-
INCOME FAMILIES
(UNDER 200% OF FEDERAL
POVERTY LINE)¹¹

12%

CHILDREN IN
POVERTY¹²

14%

CHILD FOOD
INSECURITY RATE¹⁰

61%

FAMILIES WITH
CHILDREN WHO
OWN THEIR HOME¹³

57%

CHILDREN
OF COLOR IN
POVERTY¹⁴

1. U.S. Census Bureau, Annual County Resident Population Estimates by Selected Age Groups and Sex: April 1, 2020 to July 1, 2022.

2. U.S. Census Bureau, 2022 American Community Survey 5-year Estimates, Table B27001.

3. U.S. Census Bureau, 2022 American Community Survey 5-year Estimates, Table B27003.

4. Nebraska Department of Health and Human Services; U.S. Census Bureau, Annual County Resident Population Estimates by Selected Age Groups and Sex: April 1, 2020 to July 1, 2022.

5. Nebraska Administrative Office of the Courts and Probation.

6. Based on Data obtained from Nebraska Administrative Office of the Courts and Probation; Nebraska Judicial Branch Juvenile Justice System Statistical Annual Report (2019, 2020, 2021, 2022).

7. U.S. Census Bureau, 2022 American Community Survey 5-year Estimates, Table B14003.

8. Nebraska Department of Education.

9. Nebraska Department of Health and Human Services.

10. Feeding America, Map the Meal Gap 2021, Child Food Insecurity in Nebraska by County.

11. U.S. Census Bureau, 2022 American Community Survey 5-year Estimates, Table B17024.

12. U.S. Census Bureau, 2022 American Community Survey 5-year Estimates, Table B17010.

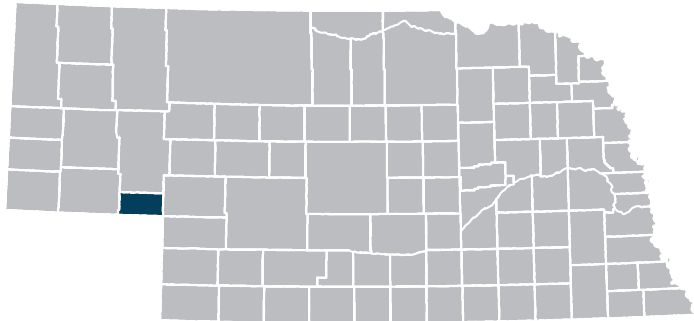
13. U.S. Census Bureau, 2022 American Community Survey 5-year Estimates, Table B25115.

14. U.S. Census Bureau, 2022 American Community Survey 5-year Estimates, Table B17001B-1.

2023 COUNTY DATA FACT SHEET



COUNTY: **DEUEL**



1,902

TOTAL
POPULATION¹

439

CHILD POPULATION
(19 & UNDER)¹



HEALTH

3%

CHILDREN UNINSURED²

44%

CHILDREN ENROLLED IN
PUBLIC HEALTH INSURANCE³



CHILD WELFARE

8

NON-COURT CHILD
WELFARE SYSTEM
INVOLVEMENT
(RATE/1000)⁴

18

CHILD WELFARE
SYSTEM
INVOLVEMENT
(RATE/1000)⁴

8

CHILDREN RECEIVING OUT-OF-
HOME SERVICES (RATE/1000)⁴



JUVENILE JUSTICE

0

CHILDREN ON PROBATION
(RATE/1000)⁵

67

FEES AND FINES PER
JUVENILE CASE (RATE/100)⁶



EDUCATION

51%

3- & 4-YEAR OLDS
ENROLLED IN
SCHOOL⁷

85%

HIGH
SCHOOLERS
GRADUATING
IN 4-YEARS⁸

39%

NSCAS 3RD
GRADE
READING
PROFICIENCY⁹

75

CAPACITY OF LICENSED CHILD CARE
FACILITY PER 100 CHILDREN UNDER 6
WITH ALL AVAILABLE PARENTS WORKING⁹



ECONOMIC STABILITY

90%

FOOD INSECURE CHILDREN
IN HOUSEHOLDS WITH
INCOMES BELOW 185
FEDERAL POVERTY LINE¹⁰

40%

CHILDREN IN LOW-
INCOME FAMILIES
(UNDER 200% OF FEDERAL
POVERTY LINE)¹¹

4%

CHILDREN IN
POVERTY¹²

11%

CHILD FOOD
INSECURITY RATE¹⁰

78%

FAMILIES WITH
CHILDREN WHO
OWN THEIR HOME¹³

13%

CHILDREN
OF COLOR IN
POVERTY¹⁴

1. U.S. Census Bureau, Annual County Resident Population Estimates by Selected Age Groups and Sex: April 1, 2020 to July 1, 2022.

2. U.S. Census Bureau, 2022 American Community Survey 5-year Estimates, Table B27001.

3. U.S. Census Bureau, 2022 American Community Survey 5-year Estimates, Table B27003.

4. Nebraska Department of Health and Human Services; U.S. Census Bureau, Annual County Resident Population Estimates by Selected Age Groups and Sex: April 1, 2020 to July 1, 2022.

5. Nebraska Administrative Office of the Courts and Probation.

6. Based on Data obtained from Nebraska Administrative Office of the Courts and Probation; Nebraska Judicial Branch Juvenile Justice System Statistical Annual Report (2019, 2020, 2021, 2022).

7. U.S. Census Bureau, 2022 American Community Survey 5-year Estimates, Table B14003.

8. Nebraska Department of Education.

9. Nebraska Department of Health and Human Services.

10. Feeding America, Map the Meal Gap 2021, Child Food Insecurity in Nebraska by County.

11. U.S. Census Bureau, 2022 American Community Survey 5-year Estimates, Table B17024.

12. U.S. Census Bureau, 2022 American Community Survey 5-year Estimates, Table B17010.

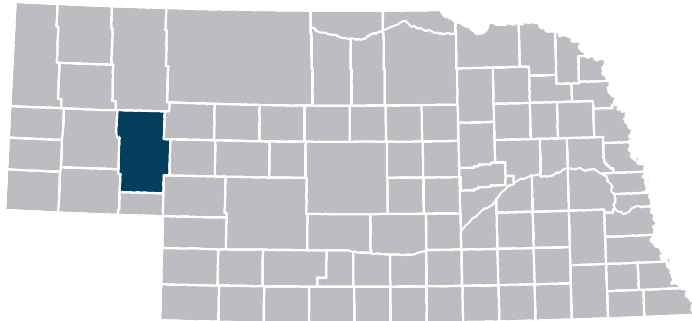
13. U.S. Census Bureau, 2022 American Community Survey 5-year Estimates, Table B25115.

14. U.S. Census Bureau, 2022 American Community Survey 5-year Estimates, Table B17001B-1.

2023 COUNTY DATA FACT SHEET



COUNTY: **GARDEN**



1,837

TOTAL
POPULATION¹

388

CHILD POPULATION
(19 & UNDER)¹



HEALTH

34%

CHILDREN UNINSURED²

24%

CHILDREN ENROLLED IN
PUBLIC HEALTH INSURANCE³



CHILD WELFARE

51

NON-COURT CHILD
WELFARE SYSTEM
INVOLVEMENT
(RATE/1000)⁴

57

CHILD WELFARE
SYSTEM
INVOLVEMENT
(RATE/1000)⁴

17

CHILDREN RECEIVING OUT-OF-
HOME SERVICES (RATE/1000)⁴



JUVENILE JUSTICE

15

CHILDREN ON PROBATION
(RATE/1000)⁵

50

FEES AND FINES PER
JUVENILE CASE (RATE/100)⁶



EDUCATION

64%

3- & 4-YEAR OLDS
ENROLLED IN
SCHOOL⁷

100%

HIGH
SCHOOLERS
GRADUATING
IN 4-YEARS⁸

NSCAS 3RD
GRADE
READING
PROFICIENCY⁹

126

CAPACITY OF LICENSED CHILD CARE
FACILITY PER 100 CHILDREN UNDER 6
WITH ALL AVAILABLE PARENTS WORKING⁹



ECONOMIC STABILITY

100%

FOOD INSECURE CHILDREN
IN HOUSEHOLDS WITH
INCOMES BELOW 185
FEDERAL POVERTY LINE¹⁰

48%

CHILDREN IN LOW-
INCOME FAMILIES
(UNDER 200% OF FEDERAL
POVERTY LINE)¹¹

12%

CHILDREN IN
POVERTY¹²

14%

CHILD FOOD
INSECURITY RATE¹⁰

87%

FAMILIES WITH
CHILDREN WHO
OWN THEIR HOME¹³

2%

CHILDREN
OF COLOR IN
POVERTY¹⁴

1. U.S. Census Bureau, Annual County Resident Population Estimates by Selected Age Groups and Sex: April 1, 2020 to July 1, 2022.

2. U.S. Census Bureau, 2022 American Community Survey 5-year Estimates, Table B27001.

3. U.S. Census Bureau, 2022 American Community Survey 5-year Estimates, Table B27003.

4. Nebraska Department of Health and Human Services; U.S. Census Bureau, Annual County Resident Population Estimates by Selected Age Groups and Sex: April 1, 2020 to July 1, 2022.

5. Nebraska Administrative Office of the Courts and Probation.

6. Based on Data obtained from Nebraska Administrative Office of the Courts and Probation; Nebraska Judicial Branch Juvenile Justice System Statistical Annual Report (2019, 2020, 2021, 2022).

7. U.S. Census Bureau, 2022 American Community Survey 5-year Estimates, Table B14003.

8. Nebraska Department of Education.

9. Nebraska Department of Health and Human Services.

10. Feeding America, Map the Meal Gap 2021, Child Food Insecurity in Nebraska by County.

11. U.S. Census Bureau, 2022 American Community Survey 5-year Estimates, Table B17024.

12. U.S. Census Bureau, 2022 American Community Survey 5-year Estimates, Table B17010.

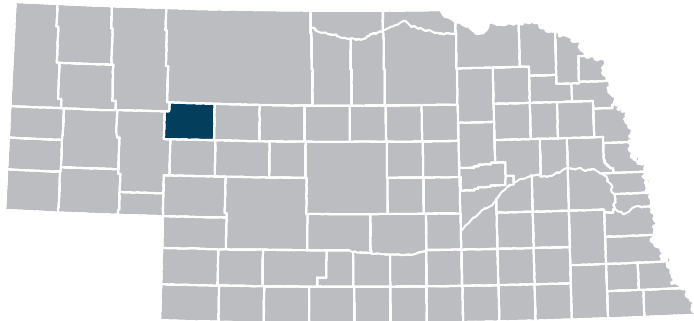
13. U.S. Census Bureau, 2022 American Community Survey 5-year Estimates, Table B25115.

14. U.S. Census Bureau, 2022 American Community Survey 5-year Estimates, Table B17001B-1.

2023 COUNTY DATA FACT SHEET



COUNTY: **GRANT**



576

TOTAL
POPULATION¹

152

CHILD POPULATION
(19 & UNDER)¹



HEALTH

9%

CHILDREN UNINSURED²

37%

CHILDREN ENROLLED IN
PUBLIC HEALTH INSURANCE³



CHILD WELFARE

21

NON-COURT CHILD
WELFARE SYSTEM
INVOLVEMENT
(RATE/1000)⁴

21

CHILD WELFARE
SYSTEM
INVOLVEMENT
(RATE/1000)⁴

21

CHILDREN RECEIVING OUT-OF-
HOME SERVICES (RATE/1000)⁴



JUVENILE JUSTICE

0

CHILDREN ON PROBATION
(RATE/1000)⁵

100

FEES AND FINES PER
JUVENILE CASE (RATE/100)⁶



EDUCATION

17%

3- & 4-YEAR OLDS
ENROLLED IN
SCHOOL⁷

85%

HIGH
SCHOOLERS
GRADUATING
IN 4-YEARS⁸

NSCAS 3RD
GRADE
READING
PROFICIENCY⁹

43

CAPACITY OF LICENSED CHILD CARE
FACILITY PER 100 CHILDREN UNDER 6
WITH ALL AVAILABLE PARENTS WORKING⁹



ECONOMIC STABILITY

86%

FOOD INSECURE CHILDREN
IN HOUSEHOLDS WITH
INCOMES BELOW 185
FEDERAL POVERTY LINE¹⁰

30%

CHILDREN IN LOW-
INCOME FAMILIES
(UNDER 200% OF FEDERAL
POVERTY LINE)¹¹

5%

CHILDREN IN
POVERTY¹²

12%

CHILD FOOD
INSECURITY RATE¹⁰

58%

FAMILIES WITH
CHILDREN WHO
OWN THEIR HOME¹³

0%

CHILDREN
OF COLOR IN
POVERTY¹⁴

1. U.S. Census Bureau, Annual County Resident Population Estimates by Selected Age Groups and Sex: April 1, 2020 to July 1, 2022.

2. U.S. Census Bureau, 2022 American Community Survey 5-year Estimates, Table B27001.

3. U.S. Census Bureau, 2022 American Community Survey 5-year Estimates, Table B27003.

4. Nebraska Department of Health and Human Services; U.S. Census Bureau, Annual County Resident Population Estimates by Selected Age Groups and Sex: April 1, 2020 to July 1, 2022.

5. Nebraska Administrative Office of the Courts and Probation.

6. Based on Data obtained from Nebraska Administrative Office of the Courts and Probation; Nebraska Judicial Branch Juvenile Justice System Statistical Annual Report (2019, 2020, 2021, 2022).

7. U.S. Census Bureau, 2022 American Community Survey 5-year Estimates, Table B14003.

8. Nebraska Department of Education.

9. Nebraska Department of Health and Human Services.

10. Feeding America, Map the Meal Gap 2021, Child Food Insecurity in Nebraska by County.

11. U.S. Census Bureau, 2022 American Community Survey 5-year Estimates, Table B17024.

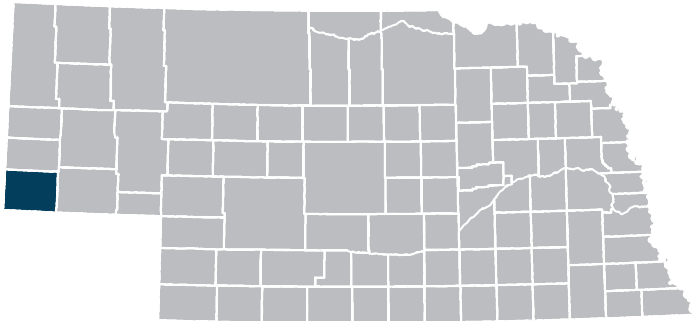
12. U.S. Census Bureau, 2022 American Community Survey 5-year Estimates, Table B17010.

13. U.S. Census Bureau, 2022 American Community Survey 5-year Estimates, Table B25115.

14. U.S. Census Bureau, 2022 American Community Survey 5-year Estimates, Table B17001B-1.

2023 COUNTY DATA FACT SHEET

COUNTY: **KIMBALL**



3,315

TOTAL
POPULATION¹

716

CHILD POPULATION
(19 & UNDER)¹



HEALTH

10%

CHILDREN UNINSURED²

47%

CHILDREN ENROLLED IN
PUBLIC HEALTH INSURANCE³



CHILD WELFARE

5

NON-COURT CHILD
WELFARE SYSTEM
INVOLVEMENT
(RATE/1000)⁴

23

CHILD WELFARE
SYSTEM
INVOLVEMENT
(RATE/1000)⁴

21

CHILDREN RECEIVING OUT-OF-
HOME SERVICES (RATE/1000)⁴



JUVENILE JUSTICE

16

CHILDREN ON PROBATION
(RATE/1000)⁵

15

FEES AND FINES PER
JUVENILE CASE (RATE/100)⁶



EDUCATION

3%

3- & 4-YEAR OLDS
ENROLLED IN
SCHOOL⁷

100%

HIGH
SCHOOLERS
GRADUATING
IN 4-YEARS⁸

54%

NSCAS 3RD
GRADE
READING
PROFICIENCY⁹

18

CAPACITY OF LICENSED CHILD CARE
FACILITY PER 100 CHILDREN UNDER 6
WITH ALL AVAILABLE PARENTS WORKING⁹



ECONOMIC STABILITY

92%

FOOD INSECURE CHILDREN
IN HOUSEHOLDS WITH
INCOMES BELOW 185
FEDERAL POVERTY LINE¹⁰

53%

CHILDREN IN LOW-
INCOME FAMILIES
(UNDER 200% OF FEDERAL
POVERTY LINE)¹¹

13%

CHILDREN IN
POVERTY¹²

15%

CHILD FOOD
INSECURITY RATE¹⁰

64%

FAMILIES WITH
CHILDREN WHO
OWN THEIR HOME¹³

24%

CHILDREN
OF COLOR IN
POVERTY¹⁴

1. U.S. Census Bureau, Annual County Resident Population Estimates by Selected Age Groups and Sex: April 1, 2020 to July 1, 2022.

2. U.S. Census Bureau, 2022 American Community Survey 5-year Estimates, Table B27001.

3. U.S. Census Bureau, 2022 American Community Survey 5-year Estimates, Table B27003.

4. Nebraska Department of Health and Human Services; U.S. Census Bureau, Annual County Resident Population Estimates by Selected Age Groups and Sex: April 1, 2020 to July 1, 2022.

5. Nebraska Administrative Office of the Courts and Probation.

6. Based on Data obtained from Nebraska Administrative Office of the Courts and Probation; Nebraska Judicial Branch Juvenile Justice System Statistical Annual Report (2019, 2020, 2021, 2022).

7. U.S. Census Bureau, 2022 American Community Survey 5-year Estimates, Table B14003.

8. Nebraska Department of Education.

9. Nebraska Department of Health and Human Services.

10. Feeding America, Map the Meal Gap 2021, Child Food Insecurity in Nebraska by County.

11. U.S. Census Bureau, 2022 American Community Survey 5-year Estimates, Table B17024.

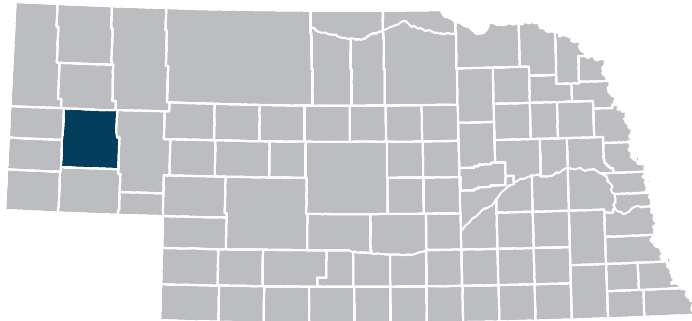
12. U.S. Census Bureau, 2022 American Community Survey 5-year Estimates, Table B17010.

13. U.S. Census Bureau, 2022 American Community Survey 5-year Estimates, Table B25115.

14. U.S. Census Bureau, 2022 American Community Survey 5-year Estimates, Table B17001B-1.

2023 COUNTY DATA FACT SHEET

COUNTY: **MORRILL**



4,527

TOTAL
POPULATION¹

1,126

CHILD POPULATION
(19 & UNDER)¹



HEALTH

1%

CHILDREN UNINSURED²

28%

CHILDREN ENROLLED IN
PUBLIC HEALTH INSURANCE³



CHILD WELFARE

3

NON-COURT CHILD
WELFARE SYSTEM
INVOLVEMENT
(RATE/1000)⁴

19

CHILD WELFARE
SYSTEM
INVOLVEMENT
(RATE/1000)⁴

16

CHILDREN RECEIVING OUT-OF-
HOME SERVICES (RATE/1000)⁴



JUVENILE JUSTICE

8

CHILDREN ON PROBATION
(RATE/1000)⁵

108

FEES AND FINES PER
JUVENILE CASE (RATE/100)⁶



EDUCATION

42%

3- & 4-YEAR OLDS
ENROLLED IN
SCHOOL⁷

91%

HIGH
SCHOOLERS
GRADUATING
IN 4-YEARS⁸

45%

NSCAS 3RD
GRADE
READING
PROFICIENCY⁹

68

CAPACITY OF LICENSED CHILD CARE
FACILITY PER 100 CHILDREN UNDER 6
WITH ALL AVAILABLE PARENTS WORKING⁹



ECONOMIC STABILITY

72%

FOOD INSECURE CHILDREN
IN HOUSEHOLDS WITH
INCOMES BELOW 185
FEDERAL POVERTY LINE¹⁰

32%

CHILDREN IN LOW-
INCOME FAMILIES
(UNDER 200% OF FEDERAL
POVERTY LINE)¹¹

9%

CHILDREN IN
POVERTY¹²

11%

CHILD FOOD
INSECURITY RATE¹⁰

70%

FAMILIES WITH
CHILDREN WHO
OWN THEIR HOME¹³

17%

CHILDREN
OF COLOR IN
POVERTY¹⁴

1. U.S. Census Bureau, Annual County Resident Population Estimates by Selected Age Groups and Sex: April 1, 2020 to July 1, 2022.

2. U.S. Census Bureau, 2022 American Community Survey 5-year Estimates, Table B27001.

3. U.S. Census Bureau, 2022 American Community Survey 5-year Estimates, Table B27003.

4. Nebraska Department of Health and Human Services; U.S. Census Bureau, Annual County Resident Population Estimates by Selected Age Groups and Sex: April 1, 2020 to July 1, 2022.

5. Nebraska Administrative Office of the Courts and Probation.

6. Based on Data obtained from Nebraska Administrative Office of the Courts and Probation; Nebraska Judicial Branch Juvenile Justice System Statistical Annual Report (2019, 2020, 2021, 2022).

7. U.S. Census Bureau, 2022 American Community Survey 5-year Estimates, Table B14003.

8. Nebraska Department of Education.

9. Nebraska Department of Health and Human Services.

10. Feeding America, Map the Meal Gap 2021, Child Food Insecurity in Nebraska by County.

11. U.S. Census Bureau, 2022 American Community Survey 5-year Estimates, Table B17024.

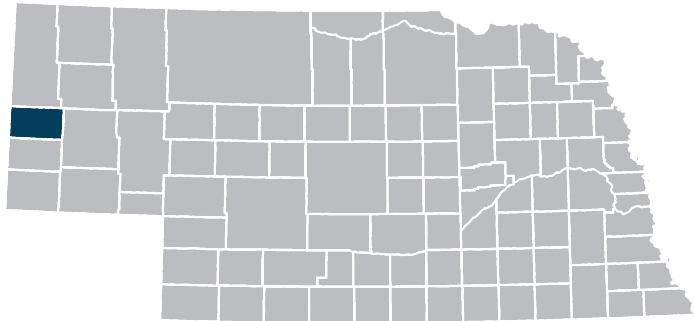
12. U.S. Census Bureau, 2022 American Community Survey 5-year Estimates, Table B17010.

13. U.S. Census Bureau, 2022 American Community Survey 5-year Estimates, Table B25115.

14. U.S. Census Bureau, 2022 American Community Survey 5-year Estimates, Table B17001B-1.

2023 COUNTY DATA FACT SHEET

COUNTY: **SCOTTS BLUFF**



35,603

TOTAL
POPULATION¹

9,533

CHILD POPULATION
(19 & UNDER)¹



HEALTH

5%

CHILDREN UNINSURED²

37%

CHILDREN ENROLLED IN
PUBLIC HEALTH INSURANCE³



CHILD WELFARE

8

NON-COURT CHILD
WELFARE SYSTEM
INVOLVEMENT
(RATE/1000)⁴

28

CHILD WELFARE
SYSTEM
INVOLVEMENT
(RATE/1000)⁴

18

CHILDREN RECEIVING OUT-OF-
HOME SERVICES (RATE/1000)⁴



JUVENILE JUSTICE

40

CHILDREN ON PROBATION
(RATE/1000)⁵

57

FEES AND FINES PER
JUVENILE CASE (RATE/100)⁶



EDUCATION

58%

3- & 4-YEAR OLDS
ENROLLED IN
SCHOOL⁷

87%

HIGH
SCHOOLERS
GRADUATING
IN 4-YEARS⁸

45%

NSCAS 3RD
GRADE
READING
PROFICIENCY⁹

71

CAPACITY OF LICENSED CHILD CARE
FACILITY PER 100 CHILDREN UNDER 6
WITH ALL AVAILABLE PARENTS WORKING⁹



ECONOMIC STABILITY

67%

FOOD INSECURE CHILDREN
IN HOUSEHOLDS WITH
INCOMES BELOW 185
FEDERAL POVERTY LINE¹⁰

35%

CHILDREN IN LOW-
INCOME FAMILIES
(UNDER 200% OF FEDERAL
POVERTY LINE)¹¹

16%

CHILDREN IN
POVERTY¹²

13%

CHILD FOOD
INSECURITY RATE¹⁰

68%

FAMILIES WITH
CHILDREN WHO
OWN THEIR HOME¹³

25%

CHILDREN
OF COLOR IN
POVERTY¹⁴

1. U.S. Census Bureau, Annual County Resident Population Estimates by Selected Age Groups and Sex: April 1, 2020 to July 1, 2022.

2. U.S. Census Bureau, 2022 American Community Survey 5-year Estimates, Table B27001.

3. U.S. Census Bureau, 2022 American Community Survey 5-year Estimates, Table B27003.

4. Nebraska Department of Health and Human Services; U.S. Census Bureau, Annual County Resident Population Estimates by Selected Age Groups and Sex: April 1, 2020 to July 1, 2022.

5. Nebraska Administrative Office of the Courts and Probation.

6. Based on Data obtained from Nebraska Administrative Office of the Courts and Probation; Nebraska Judicial Branch Juvenile Justice System Statistical Annual Report (2019, 2020, 2021, 2022).

7. U.S. Census Bureau, 2022 American Community Survey 5-year Estimates, Table B14003.

8. Nebraska Department of Education.

9. Nebraska Department of Health and Human Services.

10. Feeding America, Map the Meal Gap 2021, Child Food Insecurity in Nebraska by County.

11. U.S. Census Bureau, 2022 American Community Survey 5-year Estimates, Table B17024.

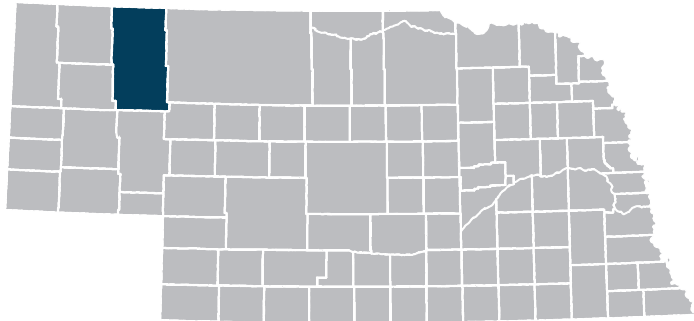
12. U.S. Census Bureau, 2022 American Community Survey 5-year Estimates, Table B17010.

13. U.S. Census Bureau, 2022 American Community Survey 5-year Estimates, Table B25115.

14. U.S. Census Bureau, 2022 American Community Survey 5-year Estimates, Table B17001B-1.

2023 COUNTY DATA FACT SHEET

COUNTY: **SHERIDAN**



4,996

TOTAL
POPULATION¹

1,184

CHILD POPULATION
(19 & UNDER)¹



HEALTH

11%

CHILDREN UNINSURED²

31%

CHILDREN ENROLLED IN
PUBLIC HEALTH INSURANCE³



CHILD WELFARE

0

NON-COURT CHILD
WELFARE SYSTEM
INVOLVEMENT
(RATE/1000)⁴

13

CHILD WELFARE
SYSTEM
INVOLVEMENT
(RATE/1000)⁴

9

CHILDREN RECEIVING OUT-OF-
HOME SERVICES (RATE/1000)⁴



JUVENILE JUSTICE

5

CHILDREN ON PROBATION
(RATE/1000)⁵

106

FEES AND FINES PER
JUVENILE CASE (RATE/100)⁶



EDUCATION

28%

3- & 4-YEAR OLDS
ENROLLED IN
SCHOOL⁷

88%

HIGH
SCHOOLERS
GRADUATING
IN 4-YEARS⁸

50%

NSCAS 3RD
GRADE
READING
PROFICIENCY⁹

63

CAPACITY OF LICENSED CHILD CARE
FACILITY PER 100 CHILDREN UNDER 6
WITH ALL AVAILABLE PARENTS WORKING⁹



ECONOMIC STABILITY

85%

FOOD INSECURE CHILDREN
IN HOUSEHOLDS WITH
INCOMES BELOW 185
FEDERAL POVERTY LINE¹⁰

37%

CHILDREN IN LOW-
INCOME FAMILIES
(UNDER 200% OF FEDERAL
POVERTY LINE)¹¹

15%

CHILDREN IN
POVERTY¹²

17%

CHILD FOOD
INSECURITY RATE¹⁰

66%

FAMILIES WITH
CHILDREN WHO
OWN THEIR HOME¹³

24%

CHILDREN
OF COLOR IN
POVERTY¹⁴

1. U.S. Census Bureau, Annual County Resident Population Estimates by Selected Age Groups and Sex: April 1, 2020 to July 1, 2022.

2. U.S. Census Bureau, 2022 American Community Survey 5-year Estimates, Table B27001.

3. U.S. Census Bureau, 2022 American Community Survey 5-year Estimates, Table B27003.

4. Nebraska Department of Health and Human Services; U.S. Census Bureau, Annual County Resident Population Estimates by Selected Age Groups and Sex: April 1, 2020 to July 1, 2022.

5. Nebraska Administrative Office of the Courts and Probation.

6. Based on Data obtained from Nebraska Administrative Office of the Courts and Probation; Nebraska Judicial Branch Juvenile Justice System Statistical Annual Report (2019, 2020, 2021, 2022).

7. U.S. Census Bureau, 2022 American Community Survey 5-year Estimates, Table B14003.

8. Nebraska Department of Education.

9. Nebraska Department of Health and Human Services.

10. Feeding America, Map the Meal Gap 2021, Child Food Insecurity in Nebraska by County.

11. U.S. Census Bureau, 2022 American Community Survey 5-year Estimates, Table B17024.

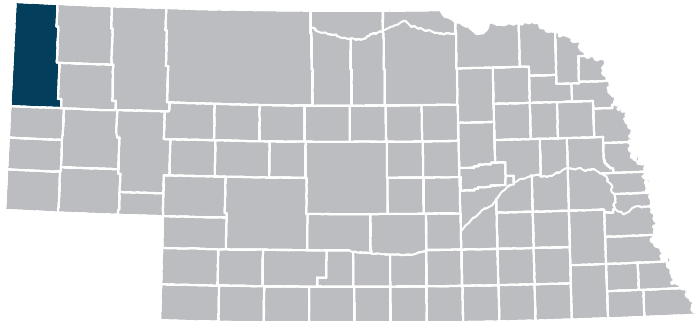
12. U.S. Census Bureau, 2022 American Community Survey 5-year Estimates, Table B17010.

13. U.S. Census Bureau, 2022 American Community Survey 5-year Estimates, Table B25115.

14. U.S. Census Bureau, 2022 American Community Survey 5-year Estimates, Table B17001B-1.

2023 COUNTY DATA FACT SHEET

COUNTY: **SIOUX**



1,127

TOTAL
POPULATION¹

207

CHILD POPULATION
(19 & UNDER)¹



HEALTH

23%

CHILDREN UNINSURED²

33%

CHILDREN ENROLLED IN
PUBLIC HEALTH INSURANCE³



CHILD WELFARE

0

NON-COURT CHILD
WELFARE SYSTEM
INVOLVEMENT
(RATE/1000)⁴

0

CHILD WELFARE
SYSTEM
INVOLVEMENT
(RATE/1000)⁴

16

CHILDREN RECEIVING OUT-OF-
HOME SERVICES (RATE/1000)⁴



JUVENILE JUSTICE

0

CHILDREN ON PROBATION
(RATE/1000)⁵

N/A

FEES AND FINES PER
JUVENILE CASE (RATE/100)⁶



EDUCATION

0%

3- & 4-YEAR OLDS
ENROLLED IN
SCHOOL⁷

HIGH
SCHOOLERS
GRADUATING
IN 4-YEARS⁸

NSCAS 3RD
GRADE
READING
PROFICIENCY⁹

0

CAPACITY OF LICENSED CHILD CARE
FACILITY PER 100 CHILDREN UNDER 6
WITH ALL AVAILABLE PARENTS WORKING⁹



ECONOMIC STABILITY

100%

FOOD INSECURE CHILDREN
IN HOUSEHOLDS WITH
INCOMES BELOW 185
FEDERAL POVERTY LINE¹⁰

55%

CHILDREN IN LOW-
INCOME FAMILIES
(UNDER 200% OF FEDERAL
POVERTY LINE)¹¹

18%

CHILDREN IN
POVERTY¹²

16%

CHILD FOOD
INSECURITY RATE¹⁰

26%

FAMILIES WITH
CHILDREN WHO
OWN THEIR HOME¹³

5%

CHILDREN
OF COLOR IN
POVERTY¹⁴

1. U.S. Census Bureau, Annual County Resident Population Estimates by Selected Age Groups and Sex: April 1, 2020 to July 1, 2022.

2. U.S. Census Bureau, 2022 American Community Survey 5-year Estimates, Table B27001.

3. U.S. Census Bureau, 2022 American Community Survey 5-year Estimates, Table B27003.

4. Nebraska Department of Health and Human Services; U.S. Census Bureau, Annual County Resident Population Estimates by Selected Age Groups and Sex: April 1, 2020 to July 1, 2022.

5. Nebraska Administrative Office of the Courts and Probation.

6. Based on Data obtained from Nebraska Administrative Office of the Courts and Probation; Nebraska Judicial Branch Juvenile Justice System Statistical Annual Report (2019, 2020, 2021, 2022).

7. U.S. Census Bureau, 2022 American Community Survey 5-year Estimates, Table B14003.

8. Nebraska Department of Education.

9. Nebraska Department of Health and Human Services.

10. Feeding America, Map the Meal Gap 2021, Child Food Insecurity in Nebraska by County.

11. U.S. Census Bureau, 2022 American Community Survey 5-year Estimates, Table B17024.

12. U.S. Census Bureau, 2022 American Community Survey 5-year Estimates, Table B17010.

13. U.S. Census Bureau, 2022 American Community Survey 5-year Estimates, Table B25115.

14. U.S. Census Bureau, 2022 American Community Survey 5-year Estimates, Table B17001B-1.